

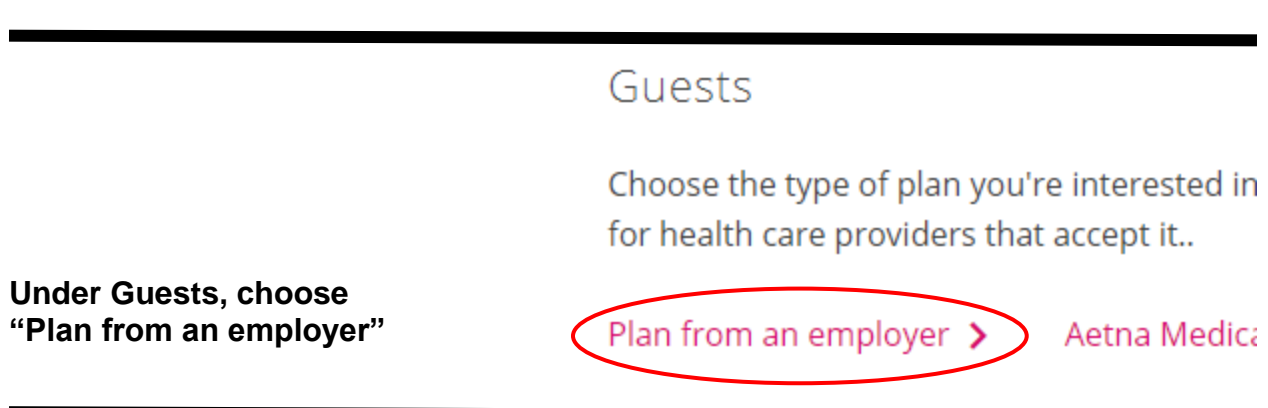
How to find out if your doctor is within Kelsey Seybold network

Visit www.aetna.com



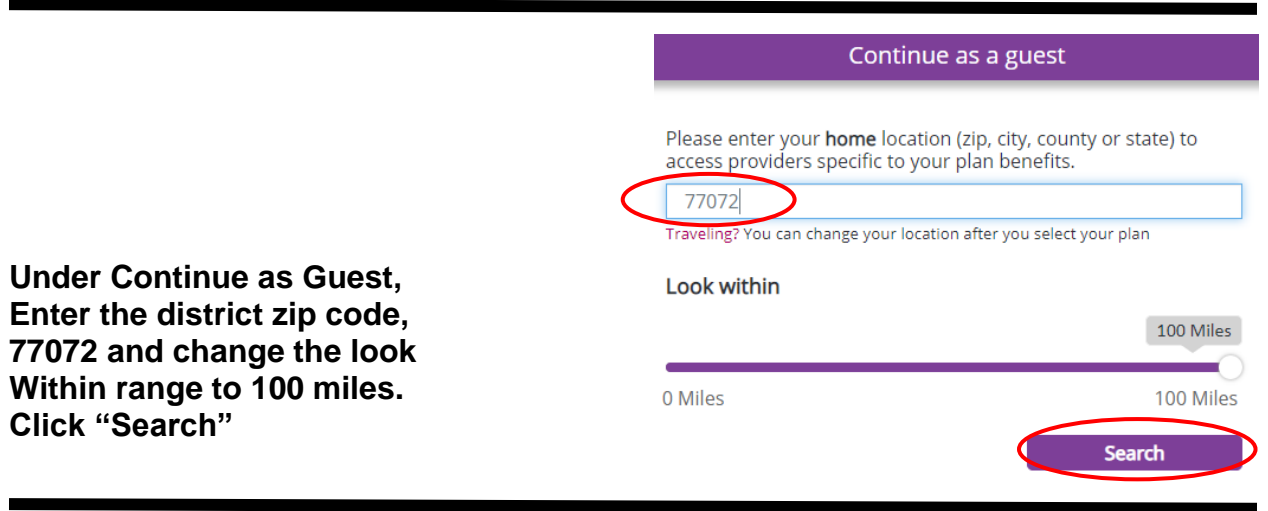
The screenshot shows the Aetna website header. The Aetna logo is on the left. On the right, there is a link for "Find a doctor" circled in red. Below the logo, there is a navigation menu with four items: "Individuals", "Employers", "Providers", and "Agents/Brokers". The "Individuals" item is underlined.

Click "Find a Doctor" at the top of the page.



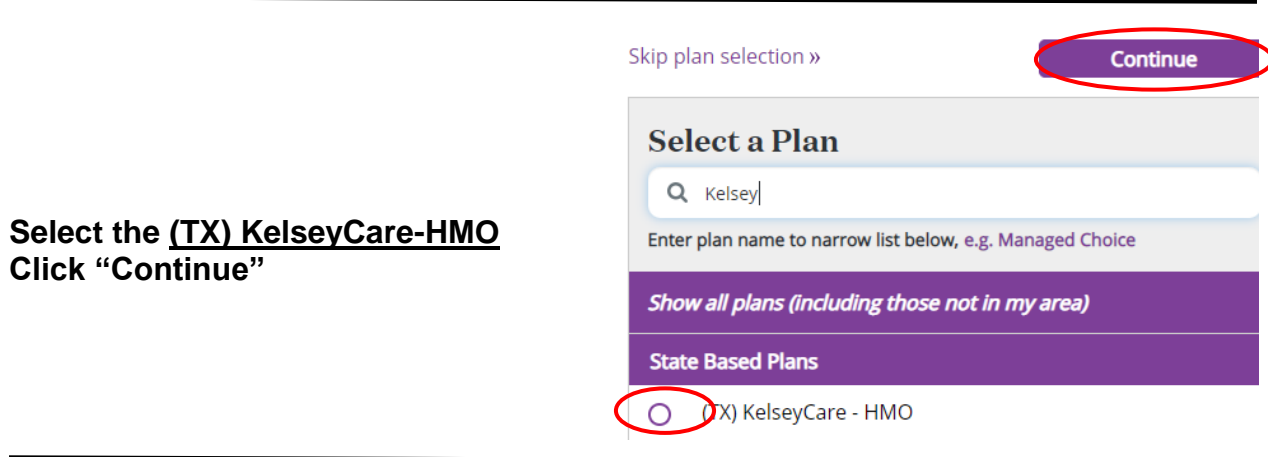
The screenshot shows the "Health insurance plans" section of the Aetna website. The heading "Health insurance plans" is in large, bold, black text. Below it, the word "Guests" is displayed. A sub-heading reads: "Choose the type of plan you're interested in for health care providers that accept it..". Below this, there are two buttons: "Plan from an employer >" and "Aetna Medicare". The "Plan from an employer >" button is circled in red.

Under Guests, choose "Plan from an employer"



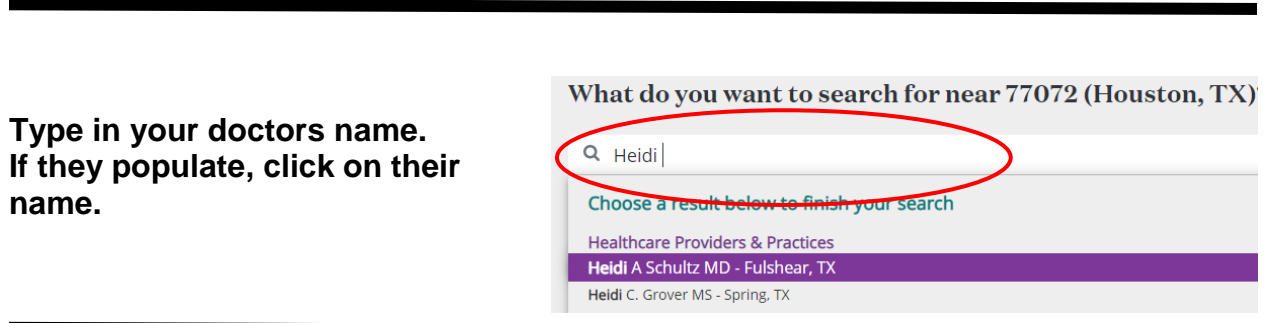
The screenshot shows the "Continue as a guest" form. At the top, there is a purple button labeled "Continue as a guest". Below it, a text prompt asks the user to enter their home location (zip, city, county or state) to access providers specific to their plan benefits. A text input field contains the zip code "77072" and is circled in red. Below the input field, there is a link: "Traveling? You can change your location after you select your plan". Below this, there is a "Look within" section with a slider ranging from "0 Miles" to "100 Miles". The slider is set to "100 Miles". Below the slider, there is a purple button labeled "Search" circled in red.

Under Continue as Guest, Enter the district zip code, 77072 and change the look Within range to 100 miles. Click "Search"



The screenshot shows the "Select a Plan" section. At the top, there is a link "Skip plan selection »" and a purple button labeled "Continue" circled in red. Below this, there is a search bar with the text "Kelsey" entered. Below the search bar, there is a text prompt: "Enter plan name to narrow list below, e.g. Managed Choice". Below this, there are two buttons: "Show all plans (including those not in my area)" and "State Based Plans". Below the "State Based Plans" button, there is a radio button selected, followed by the text "(TX) KelseyCare - HMO", which is circled in red.

Select the (TX) KelseyCare-HMO Click "Continue"



The screenshot shows the search results for "Heidi". The heading is "What do you want to search for near 77072 (Houston, TX)". Below it, there is a search bar with the text "Heidi" entered and circled in red. Below the search bar, there is a link: "Choose a result below to finish your search". Below this, there is a list of results under the heading "Healthcare Providers & Practices". The first result is "Heidi A Schultz MD - Fulshear, TX" and is highlighted with a purple background. The second result is "Heidi C. Grover MS - Spring, TX".

Type in your doctors name. If they populate, click on their name.



The screenshot shows an error message. On the left, there is a red circle with a diagonal line through it. To the right of the icon, the text reads: "The provider you searched for is not part of your network."

If you receive this, they are NOT In-network.